



### District Report Card: 2017


<b>State:</b> Nagaland	<b>District:</b> Longleng
<b>Class:</b> 8	<b>Subject:</b> Science
<b>Schools:</b> 13	<b>Students:</b> 186


### Participation/Coverage


#### Students

<div>GENDER</div> <div></div>	Boys				Girls			
	Number		%		Number		%	
	84		45.16		102		54.84	

<div>AREA</div> <div></div>	Rural				Urban			
	Number		%		Number		%	
	90		48.39		96		51.61	

<div>CATEGORY</div> <div></div>	SC		ST		OBC		GEN	
	Number	%	Number	%	Number	%	Number	%
	0	0.00	186	100.00	0	0.00	0	0.00

<div>CWSN</div> <div></div>	LD	VI	HI	S&LD	ID	Oth
	0	0	0	1	0	0

<div>Management</div> <div></div>	Government			Government-aided		
	Number		%	Number		%
	186		100.00	0		0.00

### Average Performance of Students in Science (%)

Overall	Gender		Area		Management		Social Group			
	Male	Female	Rural	Urban	Govt.	Aided	SC	ST	OBC	GEN
26.92	26.67	27.12	27.41	26.46	26.92	0.00	0.00	26.92	0.00	0.00

## Performance on Learning Outcomes (LOs)

Learning Outcomes	Description	Average Performance(%)
SCI703	Classifies materials and organisms based on properties/characteristics	33.21
SCI704	Conducts simple investigation to seek answers to queries	33.10
SCI705	Relates processes and phenomenon with causes	23.84
SCI708	Measures and calculates e.g., temperature; pulse rate; speed of moving objects; time period of a simple pendulum, etc.	18.82
SCI710	Plots and interprets graphs	15.38
SCI711	Constructs models using materials from surroundings and explains their working	19.78
SCI801	Differentiates materials, organism and processes	35.05
SCI804	Relates processes and phenomenon with causes	28.57
SCI805	Explains processes and phenomenon	27.05
SCI807	Measures angles of incidence and reflection, etc.	20.43
SCI811	Applies learning of scientific concepts in day-to-day life	25.69
SCI813	Makes efforts to protect environment	22.58

Range of Performance of Students who Answered Correctly							
Below 30%		30% - 50%		50% - 75%		Above 75%	
Number	%	Number	%	Number	%	Number	%
106	56.99	76	40.86	4	2.15	0	0.00

## Lowest Performing Learning Outcomes (LOs)

1 - Plots and interprets graphs (15.38)

2 - Measures and calculates e.g., temperature; pulse rate; speed of moving objects; time period of a simple pendulum, etc. (18.82)

3 - Constructs models using materials from surroundings and explains their working (19.78)

4 - Measures angles of incidence and reflection, etc. (20.43)

5 - Makes efforts to protect environment (22.58)